

United Way of LaPorte County

Community Needs Assessment Report

A Summary of LaPorte County's Needs in the Areas of
Income, Education, and Health from 2005-2014



United Way of LaPorte Co.
115 East 4th Street
Michigan City, IN 46360
Phone: 219.210.3534
Fax: 219.221.6258

info@unitedwaylpc.org
www.unitedwaylpc.org

EXECUTIVE SUMMARY

Purpose of the Report

This report summarizes the findings of numerous studies and identifies the most critical needs for LaPorte County in the areas of: education, income, health, and basic needs.

Methodology

United Way of LaPorte County has reviewed and summarized a total of 16 reports, studies, and databases produced from 2005 through 2014 by local and regional agencies and organizations. The reports reflect needs in the categories of: education, income, health, basic needs, and transportation for the Northwest Indiana region. This executive summary compares the findings across studies to identify the most critical needs.

Results

The following table lists the most critical needs in each general category:

| Income | Education | Health | Basic Needs |
|--------------------------|--|--|--|
| Unemployment rate | Affordable pre-school education/care | Tobacco and substance abuse | Emergency shelter |
| Living wage jobs | K-12 language arts and math skills | Maternal and infant health care/ Pre-term Birth | Affordable housing/ homelessness |
| Money management | K-12 students receiving free/reduced lunch | Teen birth rate/family planning | Assistance with utilities |
| Children in poverty | High school graduation rate | Access to health care | Access to healthy food |
| Single parent households | Post-secondary education | Education on healthy choices/preventive health care/wellness | County-wide public transportation system |
| Bankruptcy | Job training/job skills | Chronic disease management | Air quality |
| | | Community partnerships for health education | |
| | | Mental health care | |

Conclusions and Recommendations

This is not a comprehensive analysis; it is a guide to a community-wide discussion and to the development of an action plan that addresses LaPorte County's most pressing needs.

Community Needs Assessment Reports 2005 - 2014

Congregational Needs Assessment

Congregational Nurse Ministry

St. Anthony Memorial – Sisters of St. Francis Health Services

2007

2013 County Health Rankings & Roadmaps

University of Wisconsin Population Health Institute

In collaboration with the Robert Wood Johnson Foundation

Summary of 2013 County Health Rankings & Roadmaps for La Porte County

www.countyhealthrankings.org

March 20, 2013

Epidemiological Report on the Health Concerns of Northwest Indiana – Lake, La Porte and Porter Counties

Sponsored by a Coalition of Northwest Indiana United Ways, Health Providers and other Community Organizations

Prepared by Professional Research Consultants, Inc.

2005

Feasibility Study for Consolidated Human Services & Rural Public Transit in La Porte County, Indiana

Northwestern Indiana Regional Planning Commission

Prepared by WESTAT – Jon E. Burkhardt & Michael Grovak

April 2008

Franciscan Alliance Community Needs Assessment

Website: www.franciscanalliance.org/community/community-needs-assessment

Indiana Community Asset Inventory & Rankings

Center for Business and Economic Research

Ball State University

2012

Website: www.asset.cberdata.org

Indiana Public Health System Quality Improvement Program

La Porte County Local Public Health System Assessment

La Porte County Health Department & Key Local Partners

May 2011

Indiana University Health La Porte Hospital

Community Health Needs Assessment

2011-2012

Kids Count in Indiana

The Indiana Youth Institute

La Porte County

2012 Data Book (reporting 2011 data)

La Porte County Drug Free Partnership

A Multiple Indicator Analysis of Drug & Alcohol Use in La Porte County: 2008 to 2012

Authored by Stephanie J. Schmitz and Kathleen Kane-Willis, Roosevelt University

September 2013

La Porte County Homeless Needs Assessment – Executive Summary

Prepared by the Indiana Coalition on Housing and Homeless Issues

October 2007

Northwest Indiana Profile: 2012 Quality of Life Indicators Report

One Region

November 2012

Strategic Prevention Framework – State Incentive Grant Epidemiological Profile

The Consumption and Consequences of Alcohol, Tobacco and Other Drugs in La Porte County

La Porte County Local Epidemiology and Outcomes Workgroup

2009

United Way of LaPorte County Partner Agencies

Needs/Barriers Assessment

Partner Agency Directors/Community Funders Meeting Jan. 15, 2013

Partner Agency Directors On-Line Survey 2012

United Way 2-1-1 Call Center Volume Report

La Porte County Problems/Needs

2013

Indiana Association of United Ways: Indiana Impact

Income, Education, and Health Assessment

Website: <http://www.indianaimpact.org/LaPorteCounty>

2009-2014

Summary of Community Needs Assessment Reports 2005 – 2014

Overview

United Way of LaPorte County has reviewed and summarized a total of 13 reports, studies, and databases produced from 2005 through 2014 by local and regional agencies and organizations. The reports reflect needs in the categories of: education, income, health, basic needs, and transportation for the Northwest Indiana region.

Congregational Needs Assessment

Congregational Nurse Ministry

St. Anthony Memorial – Sisters of St. Francis Health Services

2007

Top 3 HIGH PRIORITIES

- Health screenings for:
 - Depression
 - Blood Pressure
 - Heart Disease
- Educational offerings for:
 - Weight Management
 - Healthy Eating Habits
 - Gender-specific Health Issues
- Annual vaccines

2013 County Health Rankings & Roadmaps

University of Wisconsin Population Health Institute

In collaboration with the Robert Wood Johnson Foundation

Summary of 2013 County Health Rankings & Roadmaps for LaPorte County

www.countyhealthrankings.org

March 20, 2013

The annual report examines the health and well-being of people in every county in the United States to help communities create solutions that have a lasting impact on quality of life. It examines 25 factors that influence health – including education and income – and compares the county to others in the state.

LaPorte County's Overall Health Outcomes Rank so far in 2014 is 72nd out of 92 Indiana counties. Progressively negative trend: (2013 – 69th; 2012 – 65th; 2011 – 63rd; 2010 – 61st)

The overall rankings in health outcomes represent how healthy counties are within the state. The healthiest county in the state is ranked #1. The ranks are based on two types of measures: how long people live and how healthy people feel while alive.

LaPorte County's Overall Health Factors Rank so far in 2014 is 75th out of 92 Indiana counties. Variable trend: (2013 – 66th; 2012 – 70th; 2011 – 65th; 2010 – 77th)

The overall rankings in health factors represent what influences the health of a county. They are an estimate of the future health of a county as compared to other counties within a state. The ranks are based on four types of measures: health behaviors, clinical care, social and economic, and physical environment factors.

LaPorte County's Overall Quality of Life Rank in 2014 is 74th out of 92 Indiana counties. Progressively negative trend: (2013 – 68th; 2012 – 59th; 2011 – 56th; 2010 – 52nd)

The overall quality of life is measured by: poor or fair health, poor physical health days, poor mental health days, and low birth weight.

LaPorte County's percentage of Low Birth Weight Babies so far in 2014 is 9.6% (compared to an average of 8.3% in Indiana and 6% for top US performers. This percentage is up from 9.5% in 2013, 9.2% in 2012, 8.9% in 2011, and 8.3% in 2010).

LaPorte County's Premature Death Rank so far in 2014 is 68th out of 92 Indiana counties. Variable but steady trend: (2013 – 68th; 2012 – 72nd; 2011 – 69th; 2010 – 69th)

LaPorte County Percentages Higher Than State Average (Negative Factors):

- Low birth weight
- Adult smoking
- Excessive drinking
- Motor vehicle crash death rate
- Teen birth rate
- Preventable hospital stays
- Unemployment
- Children in poverty
- Children in single parent households
- Limited access to healthy foods

Epidemiological Report on the Health Concerns of Northwest Indiana – Lake, LaPorte, and Porter Counties

**Sponsored by a Coalition of Northwest Indiana United Ways, Health Providers, and Other Community Organizations; Prepared by Professional Research Consultants, Inc.
2005**

Leading Health Indicators:

- Overweight/obesity
- Physical activity
- Responsible sexual behavior
- Tobacco use and maternal & infant health

Summary of Health Concerns:

- Barriers to healthcare access (ER services, health insurance, and primary care)
- Environmental quality (including air quality, second-hand smoke)
- Childhood immunizations and flu shots
- Injury and violence (including vehicle crashes, bicycle safety, violent crime, homicide, and suicide)
- Mental health (including depression, rest/sleep, and suicide)
- Overweight/obesity, heart disease and diabetes, nutrition issues
- Engagement in physical activity
- Responsible sexual behavior (including family planning, sexually transmitted diseases, and HIV)
- Substance abuse (including binge drinking, cirrhosis/liver disease, tobacco use, lung cancer, and COPD)
- Prenatal care, low birth weight, infant deaths, breast cancer, and tuberculosis.

Feasibility Study for Consolidated Human Services & Rural Public Transit in LaPorte County**Northwestern Indiana Regional Planning Commission****Prepared by WESTAT – Jon E. Burkhardt & Michael Grovak****April 2008**

The LaPorte County Transportation Advisory Council (NIRPC) began meeting in fall 2001 to examine transportation concerns. NIRPC provided planning expertise and contracted with consultants to conduct a study of possible consolidation of human service transportation and public transit operations.

Issues:

- Services are fragmented and sometimes duplicated
- No services available in parts of county
- No service available at some desired times
- Lack of coordination among existing services

Recommendations:

- Reduce duplication and overlaps in service
- Increase service efficiency and effectiveness
- Extend service hours and boundaries
- Offer services that respond to customer needs
- Offer higher quality and safer services
- Create a Michigan City Transit Center
- Maximize use of volunteer drivers
- Provide additional evening and weekend services

Franciscan Alliance Community Needs Assessment**Website:** www.franciscanalliance.org/community/community-needs-assessment

The Franciscan Alliance online database compares LaPorte County to other Indiana counties and compares LaPorte County communities with each other. Agencies and organizations can review the database on an ongoing basis to identify and address current issues and gaps in services. Data is sorted by:

7 Key Indicators:

1. Health
2. Economy
3. Education
4. Environment
5. Government
6. Public Safety
7. Social Environment

The community dashboard allows the user to identify the most serious issues affecting the county or a specific zip code. A three-color gauge gives a quick visual picture of LaPorte County's status compared to other Indiana counties: red = worst; yellow = 25th to 50th quartile; green = top 50th quartile. The user can drill down within this website for in-depth, detailed information.

Most Serious Issues for LaPorte County by Indicator:**Health:**

- Diabetes
- Heart failure
- Pregnancy/Births (low birth weights, pre-term births, early prenatal care, smoking mothers)
- Alcohol abuse and smoking
- Cervical cancer

Economy:

- Foreclosure/homeowner vacancy rates
- Unemployment
- Renters spending 30%+ of household income on rent
- Households receiving public assistance
- Families/children living below poverty level
- Students eligible for free lunch program

Education:

- Student-to-teacher ratio
- Proficiency in language arts and math (by 4th grade)
- High school graduation rate
- Number of college graduates

Environment:

- Air quality
- Drinking water safety
- Fast food restaurant density
- Homes built before 1950
- Liquor store density
- Low income/low access to grocery stores
- Recreation and fitness facilities

Social Environment:

- Unemployment
- Children in poverty
- Single parent households
- People 65+ living alone

Transportation:

- Workers driving alone to work (not carpooling)
- Households without vehicles

Indiana Community Asset Inventory & Rankings**Center for Business & Economic Research****Ball State University****2012****www.asset.cberdata.org**

The Indiana Community Asset Inventory and Rankings (CAIR) is a report produced by Ball State University that can be accessed through an interactive website. The report offers a detailed look at factors that affect the reputation of Indiana's communities, both large and small. Its purpose is to provide policy makers and residents within Indiana's counties with an objective, data-focused assessment of the factors that influence the quality of life and the economic conditions within each county.

Using readily available public data sets, researchers collected and sorted data into 5 well-defined asset categories (listed below; see website for more details). A county is given a grade for each asset category on a scale of A to F. The grading is done on a curve, with an equal number of A and F grades given across Indiana's 92 counties. The website makes it easy to see each county's asset inventory grades and compare them with others.

Following are LaPorte County's grades in each asset category:

C- People -- Factors include population growth, poverty rate, unemployment rate, private foundations revenue per capita, and other nonprofit revenue per capita.

C Human capital: education -- Factors include percent of students who passed the ISTEP English section, percent of students who passed the ISTEP math section, educational attainment (highest degree earned), and high school graduation rate.

C Human capital: health -- Factors include fertility rate, death rate, premature death rate, poor and fair health rate, poor physical and mental health days, motor vehicle crash death rate, cancer incidence rate, lung and bronchus incidence rate, asthma rate; number of primary care providers; and access to healthy food ("food deserts").

D Government Impact and economy -- Factors include crime rate, effective tax rate, main street rate, and metropolitan development.

A Arts, entertainment and recreation -- Factors include per capita personal income, employment per 1,000 people, and average compensation per employee; number of marinas, fairgrounds, athletic fields, and golf courses; and accommodation and food services per capita income.

The site was created through a partnership between Ball State’s Building Better Communities and the Center for Business and Economic Research.

Indiana Public Health System Quality Improvement Program
LaPorte County Local Public Health System Assessment
LaPorte County Health Department & Key Local Partners
May 2011

Approximately 195 healthcare and social service agencies support an estimated county population of 111,500 in 2 cities, 9 towns, 21 townships, and 30 unincorporated communities.

Strength of System:

- Identification/surveillance of health threats; response to threats and emergencies
- Informing, educating, and empowering the public about health issues
- Enforcement of laws/regulations that protect health and ensure safety

Important Areas for Improvement:

- Monitoring health status to identify and solve community health problems
- Mobilizing community partnerships to identify and solve health problems
- Linking people to needed public health and healthcare services
- Assuring a competent public health and healthcare workforce

Ways to Strengthen Local Public Health System Infrastructure:

- Community partnerships
- Assessment of public health workforce
- Evaluation of personal health service use and needs

Indiana University Health LaPorte Hospital
Community Health Needs Assessment
2011-2012

Top Community Health Needs:

- Access to healthcare
- Preventative healthcare and wellness
- Mental health
- Tobacco use and substance abuse
- Chronic disease management

Kids Count in Indiana

The Indiana Youth Institute

LaPorte County

2012 Data Book (reporting 2011 data)

The Indiana Youth Institute’s Kids Count in Indiana program is one of 50 state initiatives in the national KIDS COUNT network supported by the Annie E. Casey Foundation. The initiative reports the best available data to enable policymakers and citizens to assess the status of children and families. KIDS COUNT seeks to enrich local, state, and national discussions concerning ways to secure better futures for all children.

| LaPorte County Key Data Indicators – Negative Trends | 2009 | 2010 | 2011 | 2012 |
|---|-------------|-------------|-------------|-------------|
| Monthly average # of Children on Wait List for CCDF Vouchers | 162 | 197 | 166 | 135 |
| Number of Children in Need of Services (CHINS) identified by DCS | 93 | 139 | 135 | 108 |
| Number of Child Neglect Cases Substantiated by DCS | 93 | 128 | 126 | 126 |
| Monthly Avg. # of Persons Issued Food Stamps | 15,452 | 17,317 | 18,351 | 18,701 |
| Annual Percentage of Children in Poverty | 23% | 25% | 25.9% | 26.8% |
| Percent of Public School Students receiving Free Lunches | 37.8% | 42.6% | 44.1% | 44.1% |
| Percent of Public School Students receiving Reduced Price Lunches | 8.3% | 9.0% | 7.8% | 8.4% |
| Annual Unemployment Rate | 11.9% | 11.9% | 10.4% | 10.0% |
| Annual Percent of Mothers receiving First Trimester Prenatal Care | 62.3% | 58.9% | 58.1% | 63.3% |

LaPorte County Drug Free Partnership 2013 Epidemiological Report

A Multiple Indicator Analysis of Drug & Alcohol Use in LaPorte County: 2008 to 2012

Authored by Stephanie J. Schmitz and Kathleen Kane-Willis, Roosevelt University

September 2013

(Information should be interpreted in light of LaPorte demographic information found in the back of this report.)

Overall Drug Treatment Trends:

- Heroin treatment increased 560%
- Opiate pill treatment increased 250%
- Alcohol treatment is most common
- Methamphetamines are a decreasing problem

Alcohol Indicators: Treatment and Law Enforcement

- Admissions for alcohol abuse decreased by 17% from 2008 to 2011
- Alcohol treatment admissions in county are consistently 75% white
- Alcohol treatment for women increased 14%; decreased 28% for men
- Operating While Intoxicated (OWI) arrests decreased 46%
- Public drunkenness offenses decreased 45%

Heroin Indicators: Treatment and Law Enforcement

- Treatment admissions increased 560% from 2008 to 2011

- 75% of those treated were under age 30
- Problem predominately for white individuals in county
- Equal numbers of men and women treated
- City of LaPorte reported 290% increase in heroin drug arrests from 2008 to 2012

Marijuana Indicators: Treatment and Law Enforcement

- Treatment admissions increased 126%
- About 70% were under age 30
- Fastest growing treatment group is 30 to 39 years old
- Majority of those treated are white
- Admissions of women increased from 25% to 33%
- Michigan City reported marijuana arrests increased 50% overall, with juvenile arrests up 65%

Opiate Pill Indicators: Treatment and Law Enforcement

- Vicodin, oxycodone, and other opiates use is increasing; significant drug problem in county
- 75% of new heroin users started as opiate pill users
- Treatment admissions rose 250%
- Majority of those treated are white
- Treatment of women exceeded men (33% vs. 23%)
- City of LaPorte reported 480% increase in arrests for opioid pills

Cocaine Indicators: Treatment and Law Enforcement

- Cocaine treatment admissions lower than for most other drugs
- About 50% of admissions were age 30 or older
- Whites more likely to enter treatment than blacks (26% vs. 10%)
- Females comprised 60% of admissions and males 40%
- City of LaPorte reported dramatic 55% reduction in cocaine arrests
- Michigan City reported 45% decline in cocaine arrests

LaPorte County Homeless Needs Assessment – Executive Summary

Prepared by the Indiana Coalition on Housing and Homeless Issues

October 2007

Broad Needs:

- Preventing homelessness
- Shortening length of time of homelessness
- Increasing the supply of family housing
- Ensuring incomes are adequate to pay for necessities such as food, shelter, health care
- Increasing accessibility of services for the disadvantaged

Specific Recommendations:

- Continuum of care actively involved in regional planning and funding applications
- The development and implementation of a realistic “10-year Plan to End Homelessness”
- Consolidated planning process for Michigan City and LaPorte City
- Broader agency participation in data collection efforts

- Consolidation and coordination of housing services in LaPorte County
- Accessible/comprehensive homelessness prevention services (assistance with income, health care, food, housing, and utilities)
- Transitional and permanent supportive housing
- Emergency shelter improvements (consolidation and coordination of services/facilities)

Northwest Indiana Profile: 2012 Quality of Life Indicators Report

One Region

November 2012

The 2012 Quality of Life Indicators Report assesses 10 leading indicators of quality of life in Northwest Indiana. Analysis of data collected from 2000 to 2010 showed whether indicators were improving, holding steady, or declining.

Improving:

- Culture

Steady:

- People
- Economy
- Environment
- Education
- Public Safety
- Housing
- Government

Declining:

- **Health** – Northwest Indiana ranks poorly within the state and against national benchmarks for most measures of access to health care, delivery of health care, health outcomes, and the behavioral and environmental factors that tend to harm. Better data collection and access are essential for the future, particularly in addressing disparities.
- **Transportation** – Cars and trucks are the predominant modes of transportation, with associated costs in emissions, sprawl, congestion, and accidents. Public transit remains fragmented, underfunded, and underutilized. Local public transit systems are inefficient and costly compared to other similar systems. Greater intra-regional transit connectivity needs further study.

Strategic Prevention Framework – State Incentive Grant Epidemiological Profile

The Consumption and Consequences of Alcohol, Tobacco and Other Drugs in LaPorte County

LaPorte County Local Epidemiology and Outcomes Workgroup

2009

Policy Recommendations:

- Development/enhancement of adult and youth drug and alcohol education programs/services
- Enhancement of criminal justice system (court, correctional facility, and community corrections)
- Evaluating and modifying driving-under-the-influence policies and laws
- Alcohol establishment policies

- Government and legislative policies and laws
- Development/enhancement of information sharing among agencies and jurisdictions
- Evaluating and modifying school policies
- Community collaboration
- Expanding treatment capacity/services (including rural areas and special populations)

United Way of LaPorte County Partner Agencies

Assessment of Needs/Barriers

Partner Agency Directors /Community Funders Meeting Jan. 15, 2013

Partner Agency Directors On-line Survey 2012

10 Areas of Need:

1. Transportation – to appointments, school, and work
2. Healthcare – Prenatal care; 600 MCAS students have no healthcare; St. Anthony Hospital not taking Medicaid patients
3. Education – Preschool education not affordable; pregnant girls dropout because of lack of daycare option; free/reduced lunch now 78% of MCAS students; after-school program attendance dropping because students are working
4. Family planning – single mothers make up 53% of LaPorte County births
5. Substance abuse – impacts all areas of life
6. Mental health – no long-term, in-patient care facility in LaPorte County
7. Housing – appropriate housing for parents/children in transition; group homes for youth too old for foster care
8. Veterans
9. Seniors
10. Employment

Community Funders' Recommendations to United Way Partner Agencies:

- Collaborate (focus on what can be achieved together)
- Support each other
- Stop duplication (coordinate with those working on similar issues)
- Identify what you do well

Results of 2012 On-line Survey of United Way Partner Agency Directors:

| Rank | Combined Needs/Barriers | Number | Percentage |
|------|--|--------|------------|
| 1. | Education; Job Training; Job Skills | 11 | 24% |
| 2. | Poor Health; Disabilities; Mental Illness; Substance Abuse | 7 | 15% |
| 3. | Transportation | 6 | 13% |
| 4. | Jobs; Unemployment; Living Wage; Finances; Money Management; Commitment to Goals; Self-Sufficiency; Lack of Resources; Vulnerability; Limited Income; No One to Help; Lack of Awareness of Own Needs | 5 | 11% |
| 5. | Emotional and Social Competency; Poverty Culture; "Bail Out" Mentality | 3 | 7% |
| 6. | Childcare | 3 | 7% |
| 7. | No Renter's Insurance | 1 | 1% |

Responding Agencies: Council on Aging; Open Door Adolescent Health Center; Harmony; House/CASA; Salvation Army of LaPorte County; Imagination Station; Grace Learning Center/Citizens Concerned for Homeless; Catholic Charities; READ LaPorte County; Red Cross; Dunebrook.

United Way 2-1-1 Call Center Volume Report
LaPorte County Problems/Needs
2013

A summary of LaPorte County problems/needs was reported based on a total of 1,369 calls to the United Way 2-1-1 Call Center and a total of 1,084 web searches made from January through December 2012 from 11 communities in LaPorte County. Of the total calls, 602 were from Michigan City and 358 were from LaPorte. Of the total web searches, 494 were from Michigan City and 528 were from LaPorte.

Top Five Needs (rank ordered):

1. Housing/utilities
2. Food/meals
3. Health care
4. Income support/assistance
5. Individual/family support

Top Subcategories Sorted by Needs Areas:

1. **Basic Needs**
 - Housing/shelter
 - Food
 - Utilities

2. Health Care

- Health supportive services
- Outpatient facilities

3. Income

- Public assistance programs
- Employment

Indiana Association of United Ways: Community Report Cards in Income, Education, Health **LaPorte County Statistics in Income, Education, and Health** **2009-2014**

<http://www.indianaimpact.org/LaPorteCounty>

The Indiana Association of United Ways has worked with The Polis Center at IUPUI from 2009-2014 to track key indicators of income, education, and health across Indiana's 92 counties. The report cards show changes in key statistics over the five-year period, and compare those changes to how Indiana changed during that time. It also ranks the 92 counties for each statistic and provides more information for each specific district within each county.

Key Negative Trends to Address:

- Adult and Child Poverty Rates
- Per Capita Income
- Median Household Income
- Unemployment Rate
- Percent of Renter Occupied Units with High Housing Costs
- Personal Bankruptcy Filings
- Adult Obesity Rates
- Adults Reporting no Leisure Physical Activity
- Adult who Could not Afford to See a Doctor
- Percent of Children who Qualify for Free/Reduced Lunch
- Percent of Children who Qualify for Daycare Voucher

Top Subcategories Sorted by Needs Area:

1. Income

- Adult/Child Poverty Rates
- Per Capita Income
- Median Household Income
- Unemployment Rate
- High Rental Costs
- High Bankruptcy Filings

2. Education

- Percent of Children who Qualify for Free Lunch
- Percent of Children Who Qualify for Daycare Voucher

3. Health

- Adult Obesity Rates
- Adults Reporting no Leisure Physical Activity

- Adult who Could not Afford to See a Doctor

Conclusion

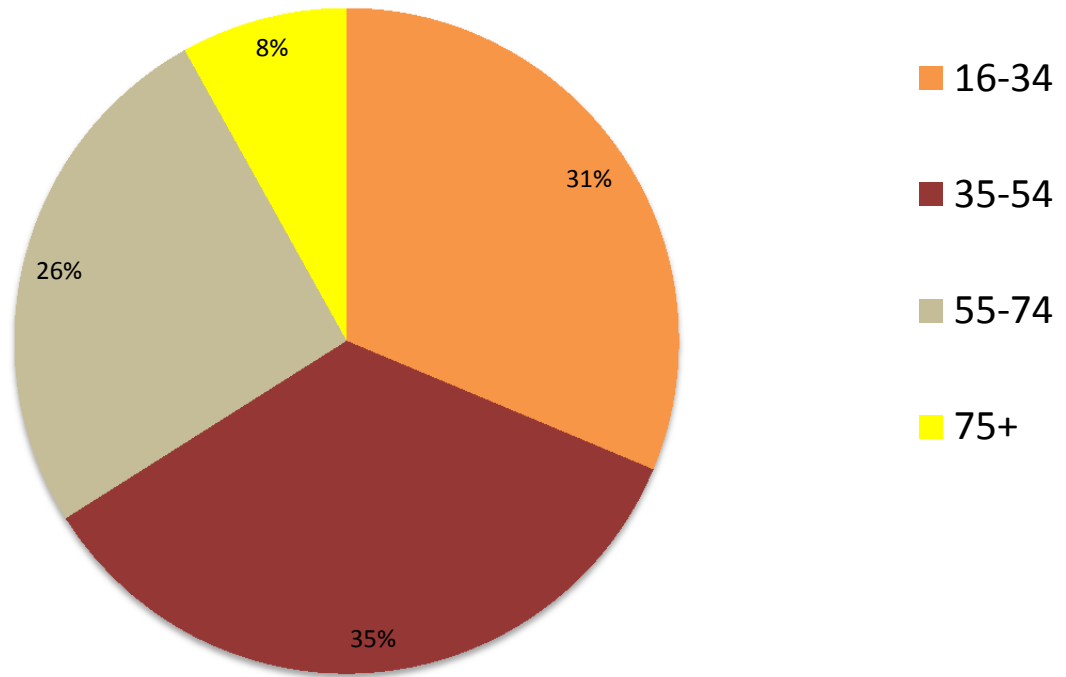
United Way of LaPorte County has reviewed 16 reports, studies and databases produced from 2005 through 2014 in order to give a snapshot of the county, area communities and the Northwest Indiana region. This is not a comprehensive analysis but, rather, a guide to a community-wide discussion and development of an action plan that addresses the most pressing needs.

For More Information

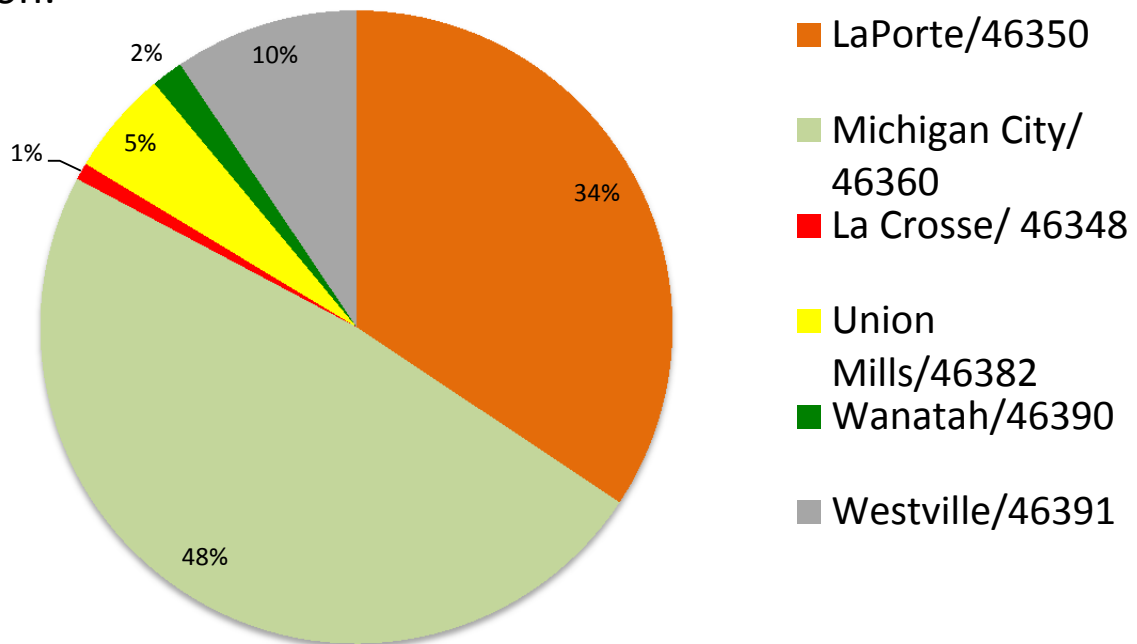
For more information, visit www.unitedwaylpc.org, phone 219-210-3534, or send mail to 115 E. 4th Street, Michigan City, IN 46360.

2014 LaPorte County Demographic Information

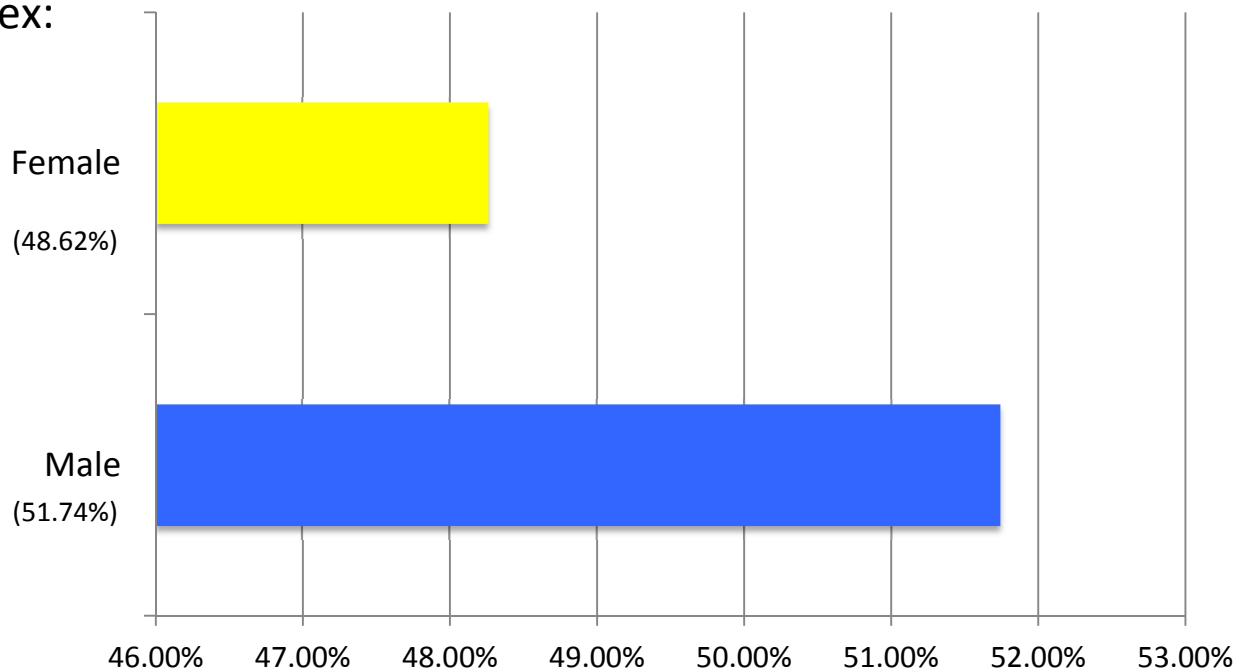
Age:



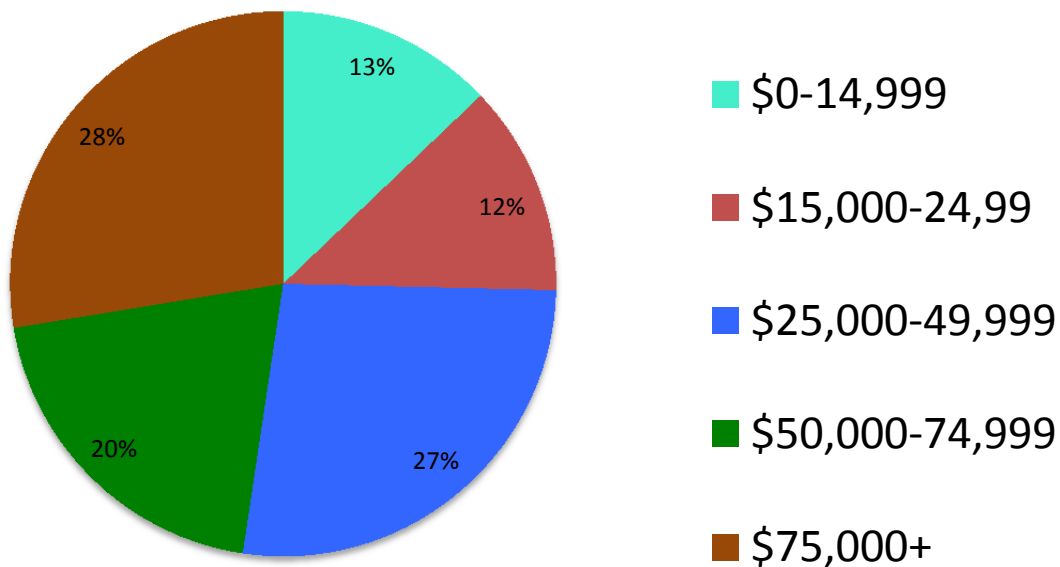
Population:



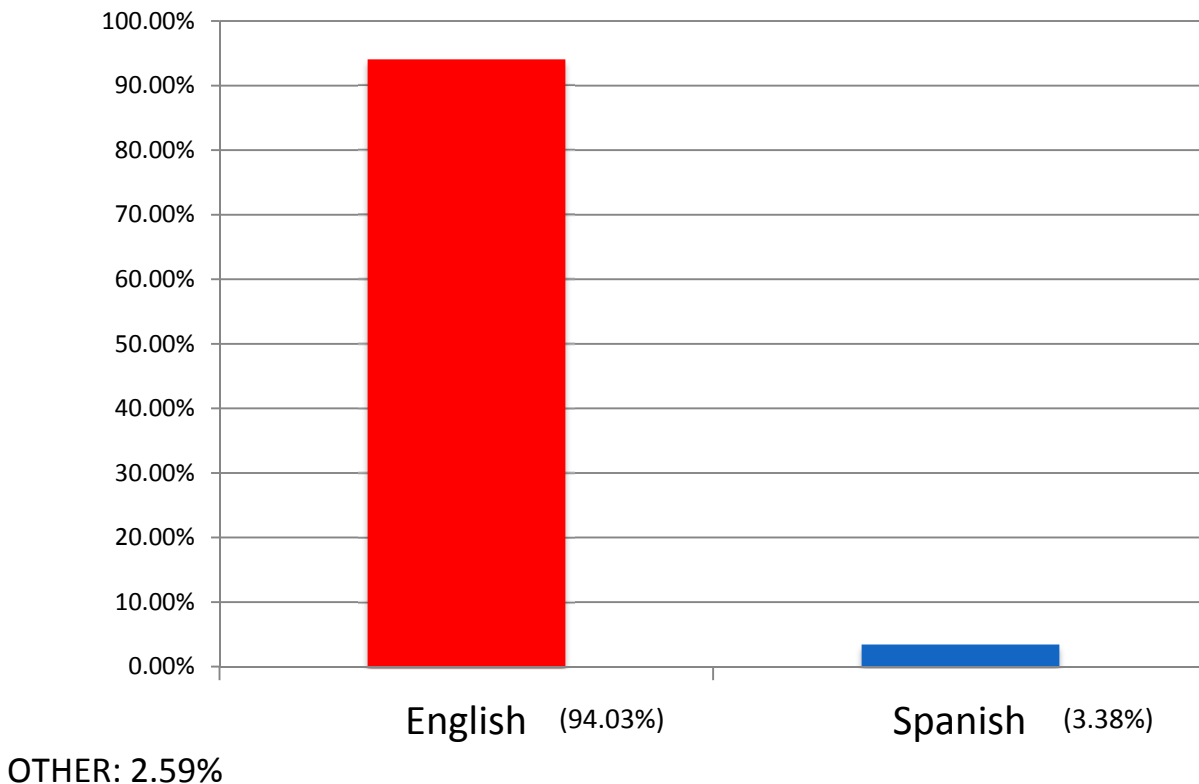
Sex:



Family Income:



Primary Language:



Ethnic Background:

